

Roundtable Meeting

Sarasota County Board of Commissioners & Legislative Delegation Members

May 25, 2007

1:30 – 3:00 pm

THE COUNTY BUDGET IN 9 SIMPLE LINES



TOTAL FY2007 ADOPTED BUDGET \$ 1,142,529,513

Dedicated Revenue

Interfund Transfers (Double Counts per State Accounting Law) 211,288,041

Non-Ad Valorem Assessments and Associated Fees 281,160,802

Fee for Services (Development Fees, Ambulance Charges, Impact Fees, 911 Fees, etc.) 134,633,333

Restricted Revenues (Local Option Sales Tax, Gas Taxes, Tourist Development Tax, Revenue Bond Proceeds and other Revenues Committed to Repayment of Debt, Federal/State/Local Grants) 210,503,147

Total Dedicated/Restricted Revenue \$ 837,585,322

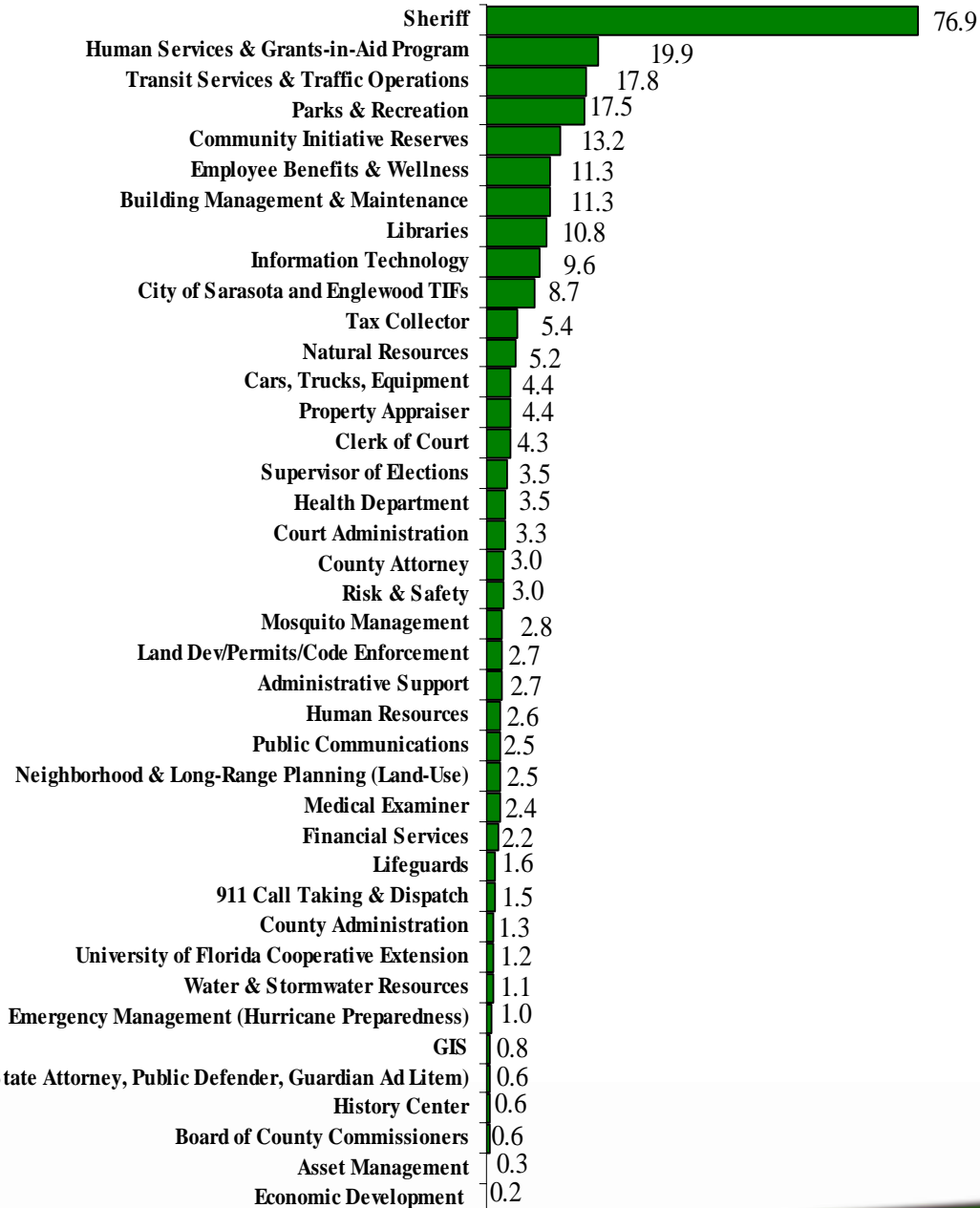
Capital \$ 28,885,748

Net Discretionary Available Funds \$ 276,058,442

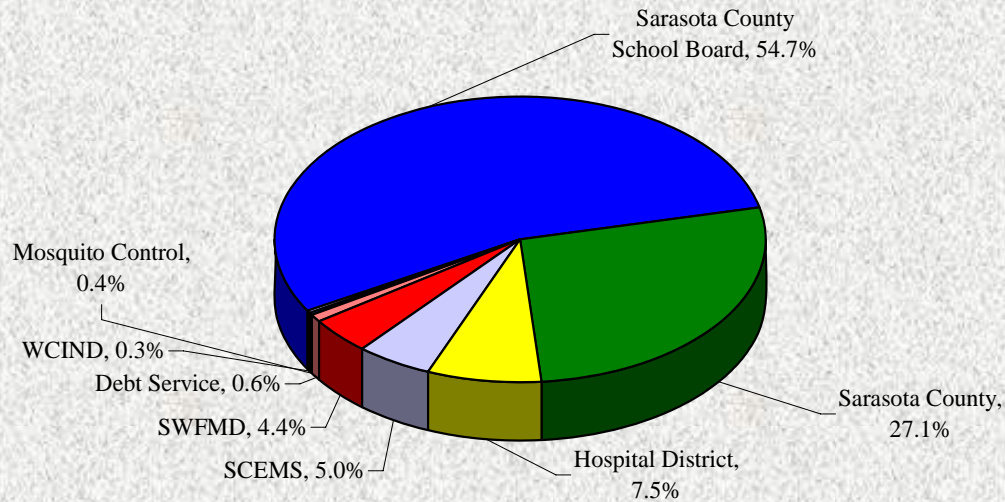
Amount of Net Discretionary Funds that are Property Tax \$ 178,144,815

Services Funded by Net Discretionary Funds

Fiscal Year 2007 (\$ in millions)



Sarasota County A Typical FY2007 Tax Bill

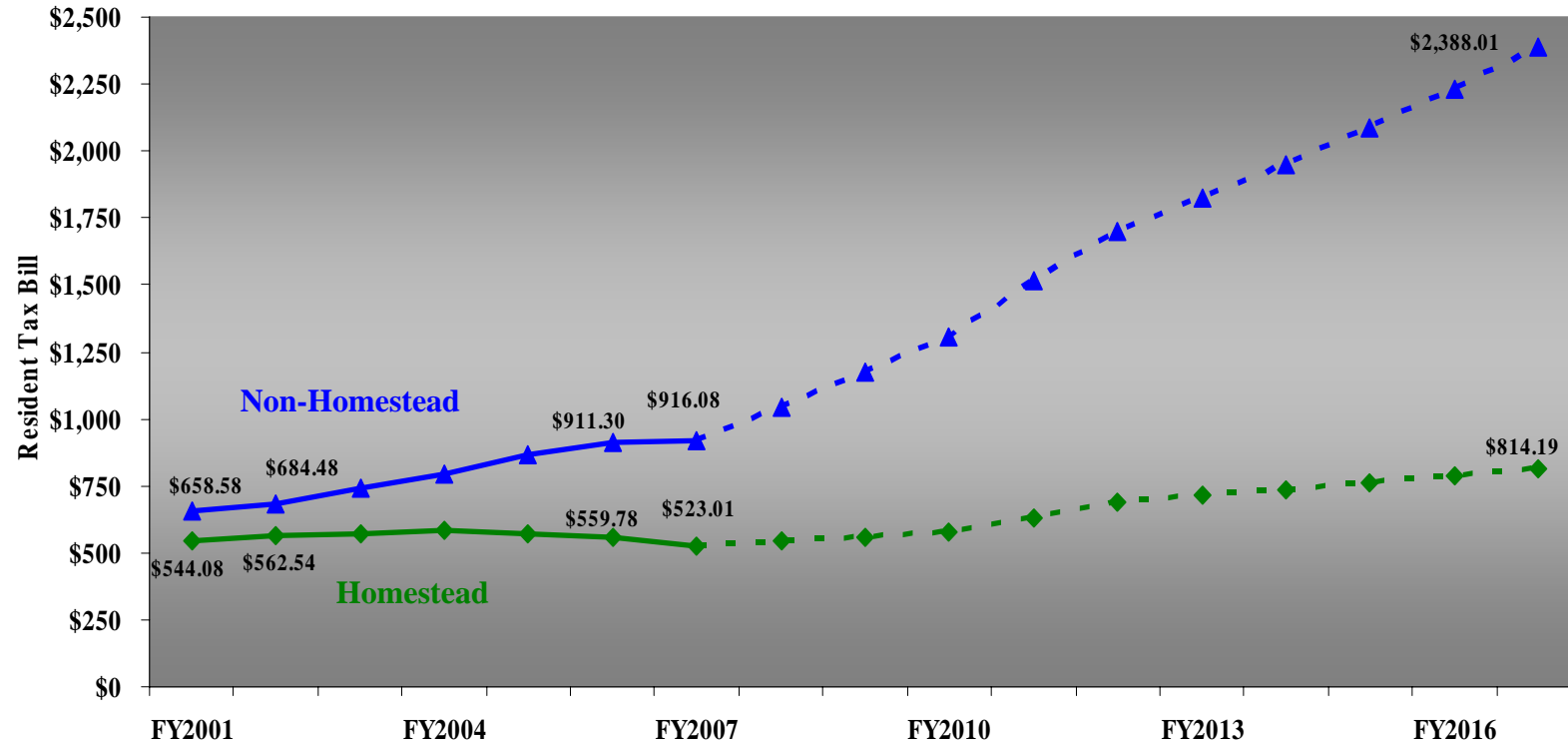


A typical Sarasota County property owner, with a primary residence assessed at \$200,000 and who has taken the homestead exemption of \$25,000, would expect to pay \$2,307.53 for his tax bill in FY2007, not including special assessment districts*.

| <u>Taxing Authority</u> | <u>Adopted Millage Rates</u> | <u>Tax Bill</u> |
|--|--------------------------------------|--------------------|
| Sarasota County Operating Millage | 3.5691 | \$ 624.59 |
| Mosquito Control | 0.0499 | \$ 8.73 |
| Debt Service | <u>0.0749</u> | <u>\$ 13.11</u> |
| Sarasota County Government Total | 3.6939 | \$ 646.43 |
| | | |
| Sarasota County Emergency Medical Services | 0.6600 | \$ 115.50 |
| Sarasota Memorial Hospital | 1.0000 | \$ 175.00 |
| West Coast Inland Navigation | 0.0400 | \$ 7.00 |
| Public School Board | 7.2100 | \$ 1,261.75 |
| South West Florida Water Management | <u>0.5820</u> | <u>\$ 101.85</u> |
| Other Jurisdictions Total | 9.4920 | \$ 1,661.10 |
| | | |
| Total Tax Bill | | \$ 2,307.53 |

* Special Assessment Districts may include assessments for Fire, Lighting, Water, Sewer, Solid Waste, and Stormwater.

Effect of Millage Reduction on Homestead and Non-homestead (with the 0.4000 mill reduction under FY2006 rate)



Impact of Legislative Proposals

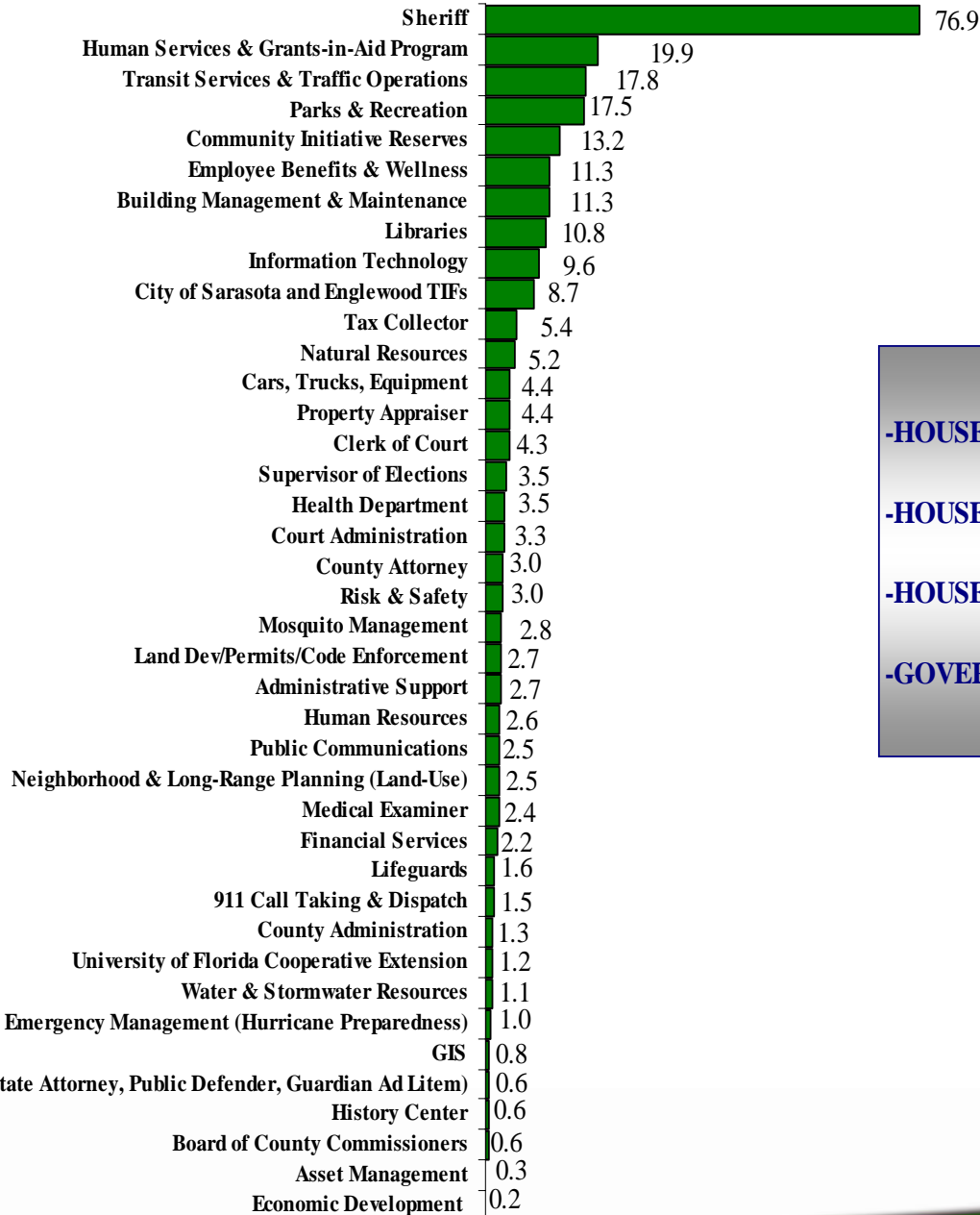
Roll-Back Based Plans

- **House**
 - \$81 million
 - 34% loss of revenue
- **Governor**
 - \$53 million
 - 22% loss of revenue
- **Senate**
 - \$26 million
 - 11% loss of revenue

% of Value Based Plans

- **Speaker (Flat Tiers)**
 - \$57 million
 - 24% loss of revenue
- **Miami-Dade**
 - \$36 million
 - 15% loss of revenue
- **House Democrats**
 - \$35 million
 - 15% loss of revenue
- **Speaker (Median v. Tiers)**
 - \$27 million
 - 11% loss of revenue
- **Simmons #1**
 - \$12 million
 - 5% loss of revenue
- **Simmons #2**
 - \$11 million
 - 5% loss of revenue

**Services Funded by Net Discretionary Funds
Fiscal Year 2007 (\$ in millions)**



-HOUSE: \$81.2

-HOUSE/REPUBLICAN: \$57.9

-HOUSE/DEMOCRAT: \$35.4

-GOVERNOR: \$53.6